



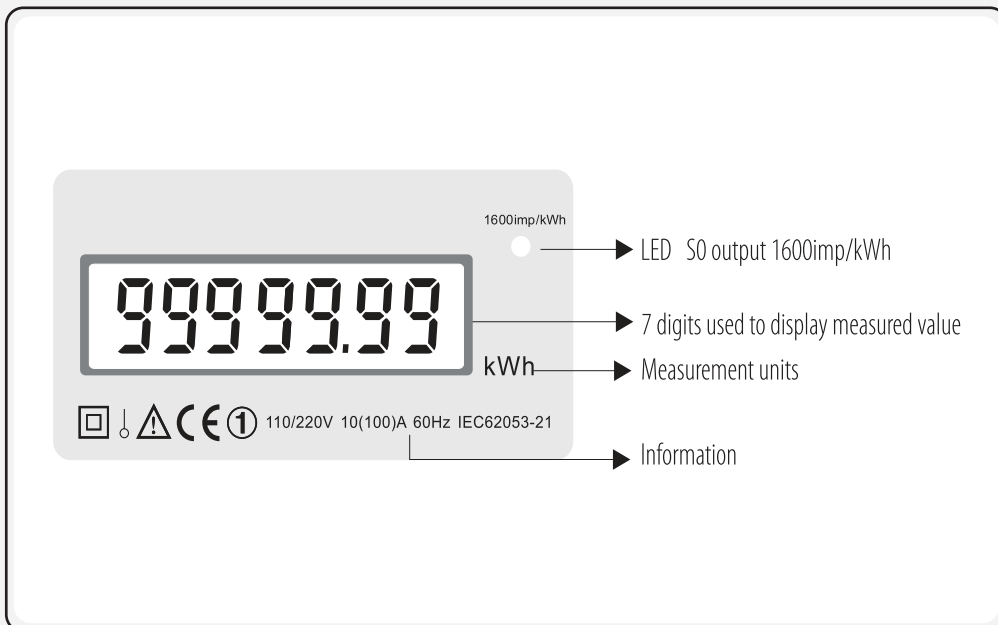
SINGLE PHASE 3 WIRE KWH METER

Model No: SMART-KME 404D

- 100A MAX, Direct Load
- Active Energy Measured
- 4 Module Wide
- Pulse Output



DESCRIPTION

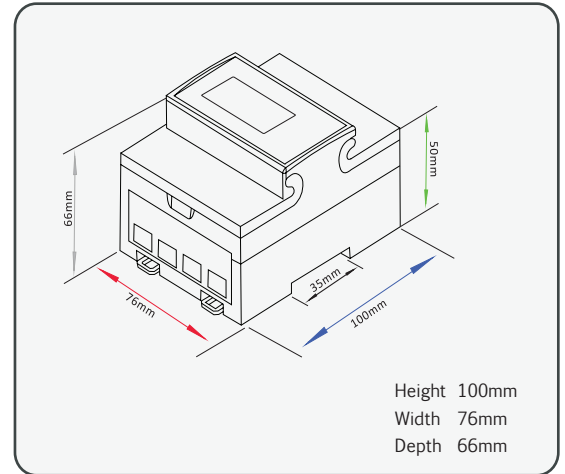


SPECIFICATION

Nominal Voltage(Un)	110/220V ac
Operational Voltage	80%~120% of Un
Instation Capabilities	
- AC Voltage withstand	4KV for 1 minute
- Impulse Voltage withstand	6KV-1.2μS
Basic Current (Ib)	10A
Maximum Rated Current (Imax)	100A
Operational Current Range	0.4% Ib-I _{max}
Over Current withstand	30 I _{max} for 0.01s
Operational Frequency Range	50 or 60Hz
Internal Power Consumption	≤ 2W/10VA
Pulse Output	1600imp/kWh
Display	LCD
Max Reading	99999.99 kWh



DIMENSIONS

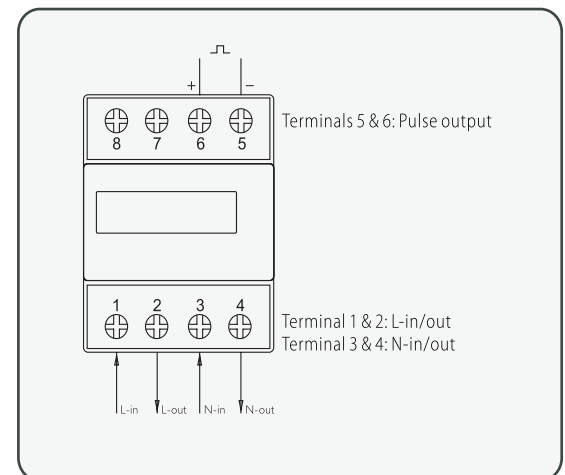


PERFORMANCE CRITERIA

Operating Humidity	≤ 90%
Storage Humidity	≤ 95%
Operating Temperature	-25°C - +55°C
Storage Temperature	-40°C - +70°C
Reference Temperature	23°C± 2°C
International Standard	IEC 62053-21 / EN50470-1/3
Accuracy Class	Class1/Class B
Installation Category	CAT II
Mechanical Environment	M1
Electromagnetic Environment	E2
Degree of Pollution	2
Protection Against Penetration of Dust and Water	IP51(indoor)
Insulating Encased Meter of Protective Class	II
Electrostatic Discharges	8kV contact / 15kV air gap
Electromagnetic HF Fields	IEC 61000-4-3
Electrical Fast Transients	4kV
Surge	4kV
Radiated Conducted Emissions	EN 55022



WIRING DIAGRAM



MECHANICS

Din Rail Dimension	76x100x66 (WxHxD) DIN 43880
Mounting DIN Rail	35mm
Sealing	IP51 (indoor)
Material	self-extinguishing UL94V-0