

smartcontroller

Electrical Excellence








ACCURACY FIXING

THREE PHASE
AMPERE METER



OPERATION FOR ACCURACY FIXING - THREE PHASE AMPERE METER

	STEPS	SCREEN DISPLAY
1	Turn On The Power	
2	Long press SET button for 3 sec, you will see the screen showing " SET "	
3	Then short press the " SET " button the screen will now show " DISP "	
4	Press  button, the screen will true black. 	
5	Then press SET button to enter setting, screen will no show 0000, and the current setting will flash use button "SET" and  and  to select and enter the code "3032", press  to confirm the setting	
6	The Standard Current Input Should be 5A.	



UNIT C7/4 Inchinnan Industrial Park
Glasgow, Renfrewshire PA49RJ,
UNITED KINGDOM



info@smart-controllers.com



www.smart-controllers.com

